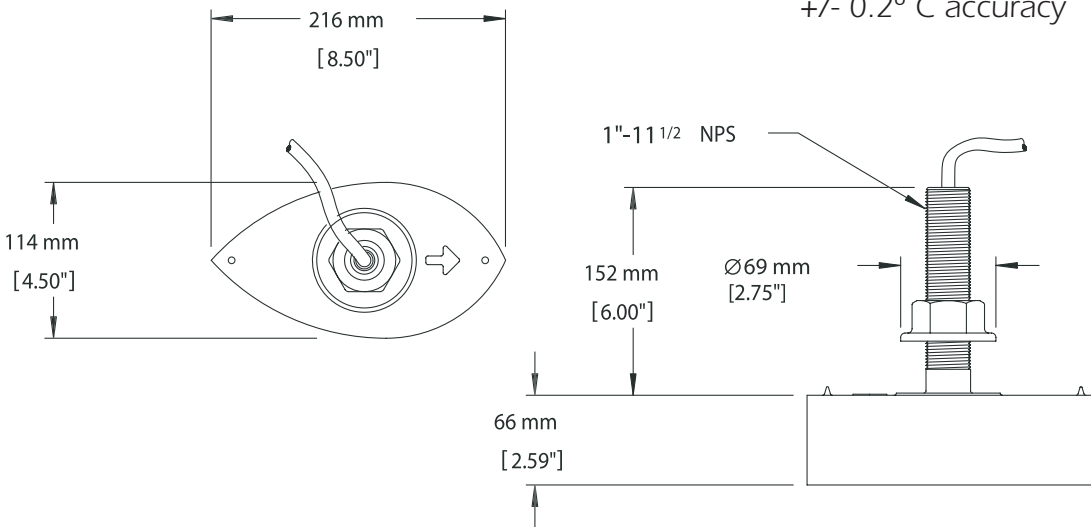



## B260 Dual-Frequency 1kW Transducer 50kHz & 200kHz

- Outstanding performance in a thru-hull transducer
- Independent 50kHz and 200kHz elements form narrow beams for superior deep water fish detection
- Very low ringing for accurate discrimination between closely spaced fish targets
- Single and dual transmission line versions available, impedance matched to 300W, 500W, 600W and 1kW dual-frequency sounders
- Fast response temperature sensor provides +/- 0.2° C accuracy

**Connector compatible with all brands of 50/200kHz, 500W, 600W and 1kW echosounders:**

- Furuno
- Garmin
- JRC
- Koden
- Lowrance
- Northstar
- Raymarine
- Simrad
- Sitex



### Available with choice of fairings:

– High speed fairing reduces drag and provides excellent performance above 15 knots

Part # 33-391-01

– Low speed fairing allows transducer to be mounted parallel to waterline yielding a vertical soundbeam

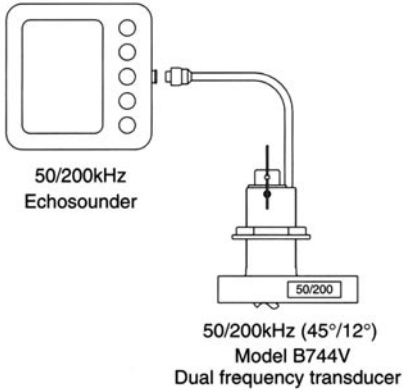
Part # 33-030

## 50kHz & 200kHz Transducer with Diplexer

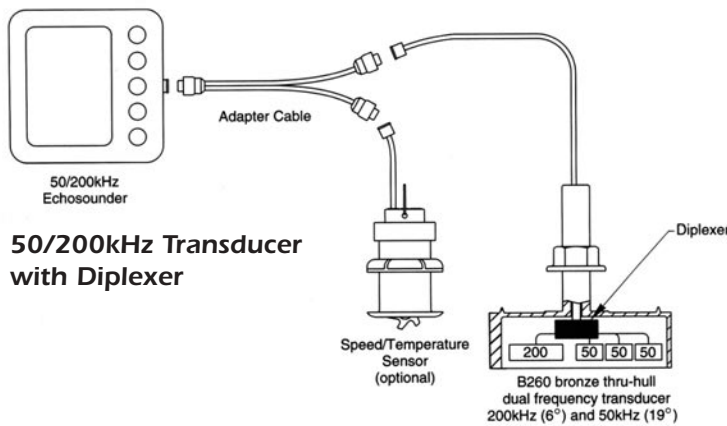
A quantum improvement in dual-frequency echosounder performance

The performance of 300W and 500W fishfinders is limited by the size of the single 44mm (1.7") diameter piezoceramic element in the transducer. While the single element is an excellent performer for its size and cost, better performance can be obtained by substituting a transducer with an array of seven dedicated 50 kHz elements and a single, large diameter 200 kHz element.

The B260 is available with a diplexer mounted inside the housing. It splits the 50 kHz and 200 kHz frequencies that are transmitted over a single line. This enables the use of dedicated 50 kHz and 200 kHz elements in the transducer.



Single Element Transducer

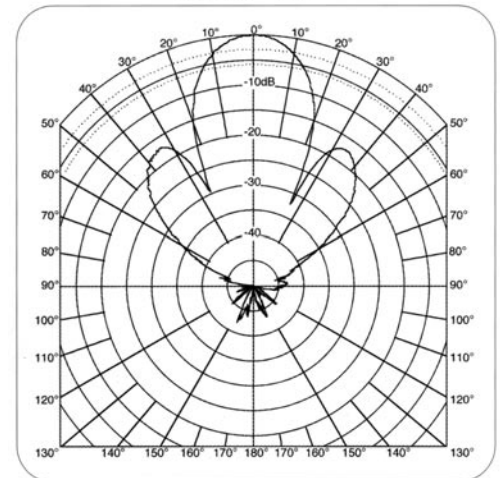


50/200kHz Transducer with Diplexer

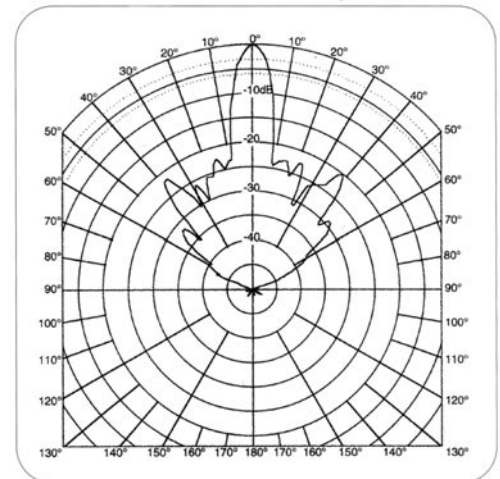
### With the B260:

- Beam widths are narrower, concentrating energy for better target detection and bottom detail.
- Figure of merit is 17 dB higher at 50 kHz which is equivalent to 50 times the sensitivity of a single element transducer. This results in greatly improved fish and bottom detection in deep water.
- The Q at both 50 kHz and 200 kHz is dramatically reduced, which means much lower ringing and better discrimination between closely spaced fish and between fish and bottom.

50 kHz – AE



200 kHz – RIq



### Performance Comparison

The table below compares the performance of a single element transducer to three versions of the B260

	Frequency	Beamwidth	Impedance (ohms)	TVR	RVR	FOM	Q
Standard Single Element	50kHz	45 Deg.	190	155dB	-174dB	-31dB	28
	200kHz	12 Deg.	410	164dB	-184dB	-21dB	31
B260*	50kHz	19 Deg.	70	168dB	-176dB	-14dB	8
	200kHz	6 Deg.	70	175dB	-186dB	-11dB	10
B260	50kHz	19 Deg.	250	162dB	-173dB	-14dB	8
	200kHz	6 Deg.	335	169dB	-186dB	-16dB	10
B260 with Diplexer	50kHz	19 Deg.	250	162dB	-173dB	-14dB	8
	200kHz	6 Deg.	335	169dB	-186dB	-16dB	10

\* with Transformer