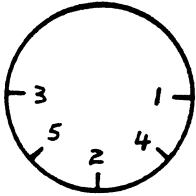
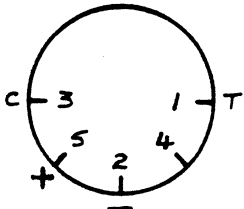
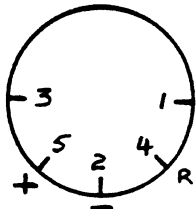
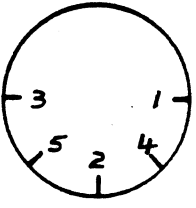


REAR SOCKET PIN CONNECTIONS AUTOPILOT


AUX INPUT SKT 1	PIN No.	SIGNAL
	1	RX +
	2	
	3	RX -
	4	TX
	5	Neg
REMOTE CONTROL SKT 2	PIN No.	SIGNAL
	1	Remote signal
	2	Negative -OV
	3	Control Line
	4	External alarm
	5	Positive +5V
RUDDER SKT 3	PIN No.	SIGNAL
	1	
	2	Negative -OV
	3	
	4	Rudder Position
	5	Positive +5V
COMPASS SKT 4	PIN No.	SIGNAL
	1	Compass (COS)
	2	2KHZ Square Wave
	3	Compass (SIN)
	4	Compass (COS)
	5	Compass (SINS)


TMQ AUTOPILOT
AP-4


FUSE 15 AMPS


POWER		CLUTCH		MOTOR	
+	-	-	+	1	2

S. No.









PSR