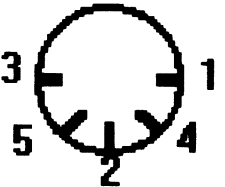
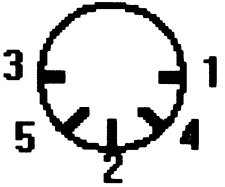
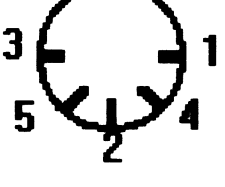


AP50 Plug Connections

| | |
|--|--|
| <p style="text-align: center;">Compass</p>  | <ol style="list-style-type: none"> 1. COS input 2. 2KHz square wave output 3. SIN input 4. COS input 5. SIN input |
| <p style="text-align: center;">Rudder</p>  | <ol style="list-style-type: none"> 1. [remote signal] 2. Negative (0 volts) 3. [remote switch] 4. Rudder signal 5. Positive (5 volts) |
| <p style="text-align: center;">Remote</p>  | <ol style="list-style-type: none"> 1. Remote signal 2. Negative (0 volts) 3. Remote switch 4. Rudder signal 5. Positive (5 volts) |