
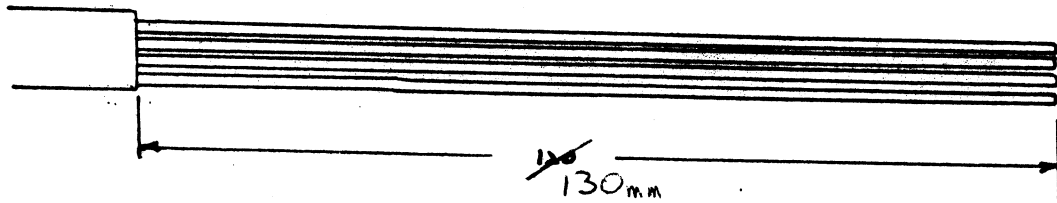
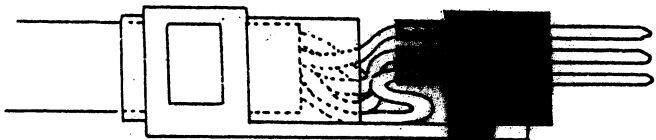


REMOTE BOX END




PLUG END



- 2. GREEN
- 5/6. NOT USED
- 3. BLUE
- 1. RED
- 4. YELLOW

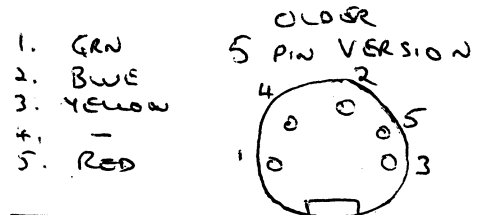
6 PIN VERSION



CONNECTOR  
REAR VIEW

1. STRIP BACK CABLE END. - CAB48. XPM.
  2. FIT HEATSHLINK OVER SHEATH
  3. PREPARE CABLE AS SHOWN FOR REMOTE
  4. FIT PLUG TO OPPOSITE END OF CABLE \*
- REFER: i) TMA-WI-CABCODE FOR COLOUR CODES  
ii) TMA-WI-ACCESSORIES FOR PLUG FIT

\* NOTE: REFER OTHER ASSEMBLY DRAWINGS  
BEFORE FITTING PLUG.



|                            |                             |               |
|----------------------------|-----------------------------|---------------|
| APPROVED BY                |                             | DATE          |
| <i>[Signature]</i>         |                             | 25.5.99       |
| TITLE<br>HAND REMOTE CABLE |                             |               |
| Size<br>A4                 | Number<br>TMA-DWG-REMHA 004 | Revision<br>3 |
| Date: 22.6.96              | Sheet 1 of 1                | Drawn By: DC  |
| File: A4BLANK/1            |                             |               |

1

2

3

4

A

A

B

B

C

C

D

D

1

2

3

4

RED

BLUE

YELLOW

CAB4D

GREEN

BLUE

RED

SWDPDT

POT10KPS

"POWER"

"TRIM"

APPROVED BY

DATE

13.6.96

Title *Stiller*  
HAND REMOTE SWITCH & POT CONNECTIONS

|      |                  |          |
|------|------------------|----------|
| Size | Number           | Revision |
| A4   | TNR-BWG-REMHA005 | 2        |

|       |          |           |        |
|-------|----------|-----------|--------|
| Date: | 13.6.96  | Sheet     | 1 of 1 |
| File: | A4BLANK1 | Drawn By: | ec     |

1

2

3

4